The Online Business Academy

BUNDLE GUIDE

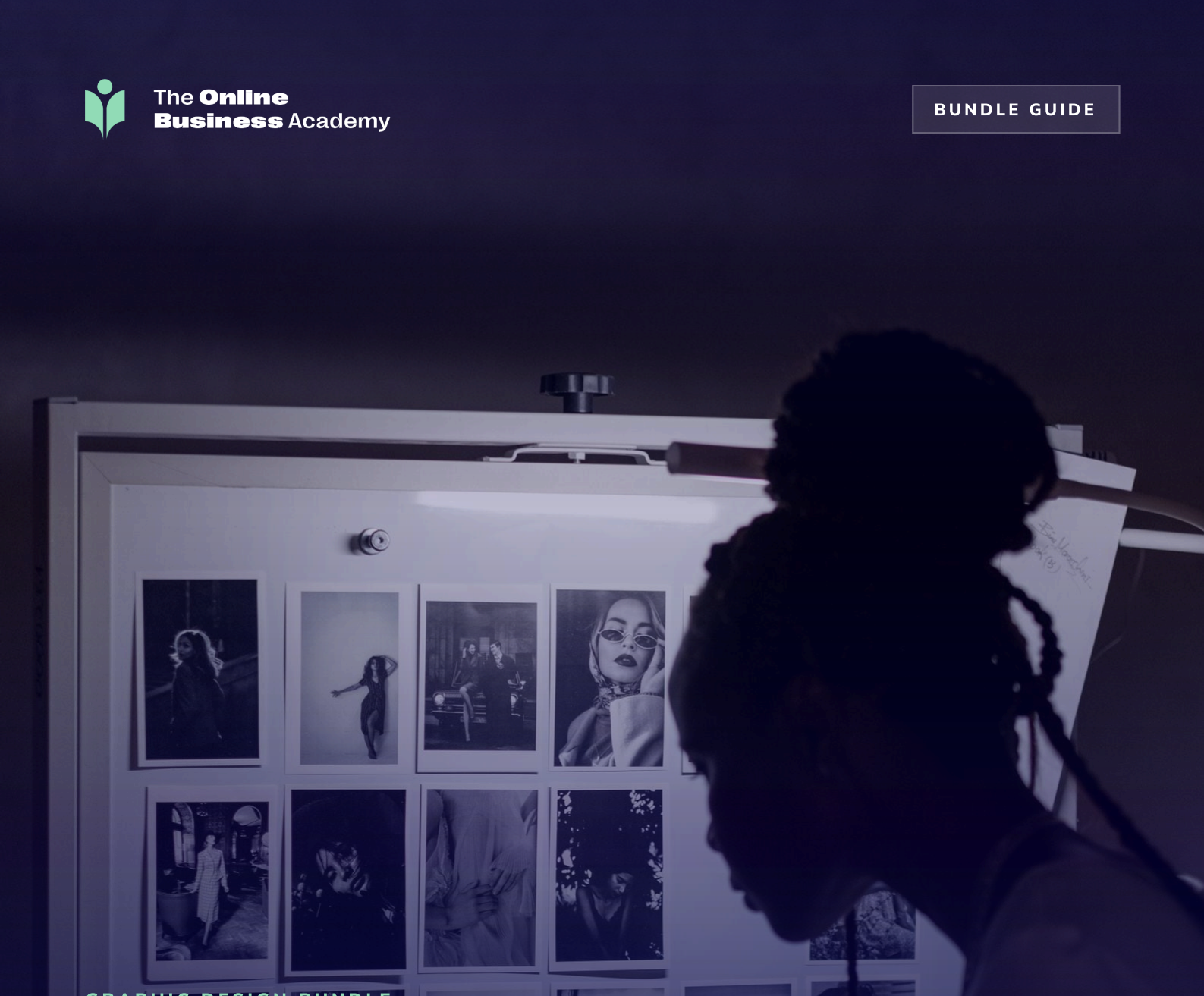

GRAPHIC DESIGN BUNDLE

Design in Canva, then the Adobe tools and Figma

Four complete design courses in one order: Canva, Photoshop, Illustrator and Figma, with a certificate for each one.

- Start with no design experience at all
- An OBA Tutor on hand in every lesson
- Four complete courses, four certificates
- One payment, save $347

INSIDE THIS GUIDE

Table of contents

02 About us

03 Bundle overview

04 The courses

05 Every module at a glance

06 OBA Tutor and Career Centre

07 Your certificates

08 Is this bundle right for you?

ABOUT US

Welcome to The Online Business Academy

68

certificate courses across business, finance, marketing, design, tech and AI, all built the same hands-on way.

Lifetime

access. Pay once and your course is yours forever, including every update we add.

Most online courses hand you hours of video and hope something sticks. We built The Online Business Academy to do the opposite. Every lesson puts the tool in your hands, every module ends with a checkpoint that proves you've got it, and every course ends with a certificate that shows you can do the work, not just that you watched it.

You're never stuck on your own. The OBA Tutor sits inside every lesson, knows exactly where you are, and explains things another way the moment they don't click. It's there at 7am before work and at 11pm when the house is finally quiet, and our support team is an email away whenever you'd rather talk to a person.

And we don't stop at the certificate. Every course comes with the Career Centre, free: AI tools that review your CV, rebuild it with your OBA certificates ready to drop in, and put you through practice interviews for the role you want. One payment, lifetime access, and everything you need to take the next step.



OUR MISSION

Skills you can use on Monday morning, and the proof that you have them.

DESIGN & MEDIA BUNDLE

Graphic Design Bundle

In this bundle, you'll learn design the way the work actually arrives. You'll start in Canva with brand kits, campaigns and reports, then move to Photoshop for retouching and composites, Illustrator for logos, icons and patterns, and Figma for app and web screens you can click through. By the end you'll have a portfolio that spans print, social and product design.

This bundle is a great fit for career changers, marketers and self-taught designers who want the whole toolkit. You don't need any experience: the first course starts from scratch.

Enrol now

Learn more

BUNDLE PRICE

$379 ~~Worth $726~~

You save $347. One payment, lifetime access to every course.

BUNDLE LENGTH

160 hours

across four courses, 43 modules and 576 hands-on lessons.



What you'll be able to do

- Lay out brand kits, campaigns, proposals and reports in Canva
- Retouch, cut out and composite photographs in Photoshop
- Draw logos, icon sets and patterns in vector in Illustrator
- Build app and web screens in Figma with auto layout and components
- Wire clickable prototypes and hand a design over cleanly
- Carry one brand from print to social to screen across four tools

THE COURSES IN YOUR BUNDLE

Four courses, one clear path

Canva teaches the design fundamentals without a complicated tool in the way. Photoshop, Illustrator and Figma then add the professional tools, one at a time.



COURSE 01 · THE FUNDAMENTALS

Worth $159

Certificate in Graphic Design Using Canva

12 modules · 161 lessons · 42 hours

Hierarchy, colour and type in the friendliest tool there is, then brand kits, social campaigns, business documents and video.

- Getting started and design principles
- AI tools, video and your assets



COURSE 02 · IMAGES AND COMPOSITES

Worth $189

Certificate in Adobe Photoshop

10 modules · 166 lessons · 50 hours

Layers and masks first, then retouching, cut-outs that survive hair, mockups and composites where the light agrees.

- Photoshop tools and workflow
- Photo editing and AI-assisted enhancement



COURSE 03 · VECTOR AND BRAND MARKS

Worth $189

Certificate in Adobe Illustrator

10 modules · 133 lessons · 27 hours

From your first rectangle to an isometric city: logos that hold up at any size, icon sets, patterns and print-ready files.

- Getting started in Illustrator
- Shapes, colour and stroke



COURSE 04 · SCREENS PEOPLE USE

Worth $189

Certificate in Figma for UX/UI Design

11 modules · 116 lessons · 41 hours

Auto layout, components, design systems and prototypes, built through six complete product flows from desktop to phone.

- UX and UI foundations, and wireframing
- Visual design, prototyping and handoff

COURSE MODULES

Every module at a glance

Numbers on the right are lessons per module.

COURSE 01

Graphic Design Using Canva

01	Getting started and design principles	15
02	AI tools, video and your assets	14
03	Campaigns, brands and documents	12
04	Advanced workflows and the bonus library	6
05	Business documents and templates	19
06	Marketing material and UI templates	9
07	YouTube graphics and animated content	17
08	Instagram graphics and mobile content	8
09	Reports, newsletters and landing pages	23
10	Diagrams and teaching materials	19
11	Checklists, planners and personalised products	12
12	Mockups and bonus projects	7

COURSE 02

Adobe Photoshop

01	Photoshop tools and workflow	14
02	Photo editing and AI-assisted enhancement	22
03	Visual design and graphic design in Photoshop	14
04	Digital illustration	7
05	Mockups, smart objects and geometric design	25
06	Textures, effects and manipulation	25
07	Creative composition practice	14
08	Advanced photo retouching	25
09	3D design and visual effects	15
10	Bonus projects and next steps	5

COURSE 03

Adobe Illustrator

01	Getting started in Illustrator	10
02	Shapes, colour and stroke	10
03	Drawing, brushes and texture	19
04	Logo and icon design	17
05	Spot illustration and typography	13
06	Grids, gradients and mesh	7
07	Data visualisation and patterns	12
08	Masking and finding your style	8
09	3D, character and isometric illustration	23
10	Zines, animation prep and blending	14

COURSE 04

Figma for UX/UI Design

01	UX and UI foundations, and wireframing	11
02	Visual design, prototyping and handoff	14
03	Prototype demonstrations and design analysis	10
04	Advanced Figma practice and UI components	17
05	UX research and user experience principles	7
06	Advanced workflow and best practice	6
07	Auto layout	7
08	Design systems and scalable workflows	12
09	Case studies: web and dashboard flows	15
10	Case studies: mobile app flows	15
11	Course conclusion and next steps	2

43 modules

576 hands-on lessons

160 hours of learning

$379 for the lot, worth $726



A TUTOR INSIDE EVERY LESSON

Meet the OBA Tutor

Stuck at 11pm? You don't have to wait for office hours. The OBA Tutor lives inside every lesson, knows exactly which one you're on, and explains it another way until it clicks. Stuck on an exercise? It nudges you towards the answer instead of handing it over, so the skill is genuinely yours.

- Knows the lesson you're on
- Explains things in new words and examples
- Gives you hints before answers
- Quizzes you on what you've covered

CAREER CENTRE

Step into your next role prepared

A new skill is only as valuable as your ability to show it. That's why every course includes the Career Centre, free: three AI tools that sharpen your CV and get you interview-ready for the role you want.

1. **AI resume reviewer**
   Upload your CV and the job you're after, and get a clear score plus the specific fixes that will make it stronger.

2. **AI resume builder**
   Build a polished CV from a professional template, with your OBA certificates ready to add in one click.

3. **AI interview practice**
   Rehearse real questions for the role you want, out loud or in writing, and get feedback on every answer.

Verified, not just listed. Every OBA certificate carries a credential ID, so an employer can check yours on our verify page in seconds.

INCLUDED WITH EVERY COURSE

No add-ons. No upgrades.

The OBA Tutor and the Career Centre come free with your course. Nothing extra to pay, nothing to subscribe to.

YOUR CERTIFICATES

Four certificates to show for it



Samples. Yours will carry your name and credential IDs.

Pass each course's final assessment and you'll earn its certificate, each with its own credential ID and web page. Add them to your CV or LinkedIn profile and any employer can verify them in seconds.

Where this could take you

Design is hired on the work you can show. You'll finish with four certificates, one for each course, and a portfolio that covers brand, image, vector and screen work.

- Graphic designer
- Illustrator
- UX/UI designer
- Digital designer
- Social media designer
- Marketing designer

Build a portfolio as you learn

01

A brand identity, start to finish

A logo, its one-colour version, a palette and type, and the templates a client receives.

02

A social launch kit

Feed posts, a carousel and a short vertical advert, all built from one brief in Canva.

03

A clickable app flow

Real screens in Figma, wired so somebody can tap through and tell you where it confuses them.

BEFORE YOU ENROL

Is this bundle right for you?

This bundle is built for people who want to design for a living, or for their own business, and would rather learn the whole toolkit once, in the right order.

Made for

- Career changers heading for graphic, digital or UX/UI design roles
- Marketers who want their campaigns to look designed, not assembled
- Canva users ready to move up to the professional Adobe tools
- Self-taught designers who want the principles behind what already works
- Small business owners who'd rather build their own brand than brief one
- Freelancers who want to offer brand, print and screen work in one place

What you'll need

- An Adobe subscription for Photoshop and Illustrator, which isn't included. Adobe offers a free trial to start.
- Free Canva and Figma accounts. A few features in each are on paid plans, and the lessons say which.
- A computer that runs Photoshop comfortably. Canva and Figma both run in a browser.
- Your own photographs and designs, or free assets, to practise on.
- Time at your own pace: about 160 hours of video across four courses, and yours for life.

ONLY NEED ONE OF THE FOUR?

Not sure design is for you yet? Start with Graphic Design Using Canva on its own. Only designing app and web screens? Figma for UX/UI Design by itself is the better choice. Mostly editing whole photo shoots? Adobe Lightroom fits that better.



The **Online Business** Academy

ENROL IN MINUTES

Design for print and screen

Enrolling takes a few minutes. Pay once on our site and all four courses open straight away.

01 Press enrol now

02 Check out on our site

03 Choose your password

04 Start your first lesson

Enrol now for $379 →

Worth $726. You save $347.

Learn more

www.oba.au · support@oba.au